

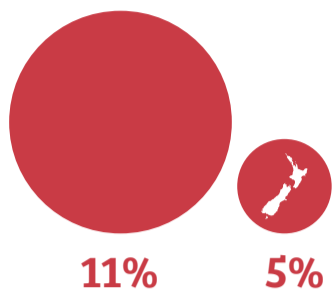
Understanding family violence

Māori in Aotearoa New Zealand: June 2017

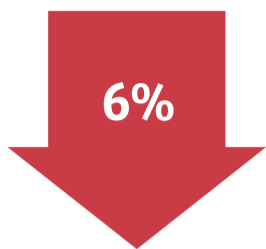
Crime and Safety Survey

Māori are more likely than the New Zealand average to have been victims of crime.

This infographic was developed in 2017 for a wider discussion on family violence and uses data from the period 2009-2012. There may be more recent information available from other sources including <https://www.hqsc.govt.nz/our-programmes/mrc/fvdrcl/>



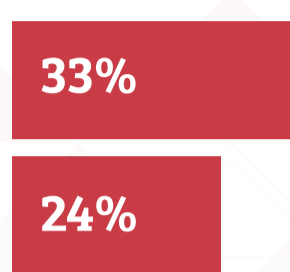
Māori are more than twice as likely to be a victim of a violent interpersonal offence by an intimate partner.



The prevalence of intimate partner violence has fallen among Māori.

2x

Māori are almost twice as likely to experience one or more coercive and controlling behaviours from a current partner.



Māori are more likely to be the victim of any crime.



67%
Māori
69%
New Zealand

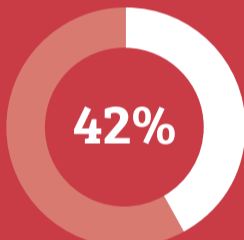
Most incidences are not reported.

Victims and Offenders

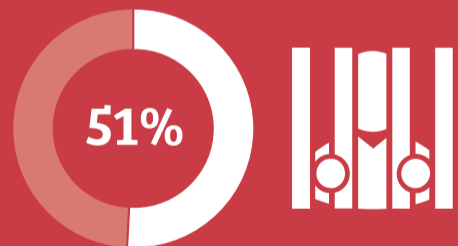
Māori experience in the justice system.



of unique offenders¹ who perpetrated a serious crime² against a family member were Māori offenders in 2016.



of unique victims³ of serious offence² were Māori family victims in 2016.



of prison inmates are Māori. That's 4,391 prison inmates out of a total 8,618 prison inmates overall.

Oranga Tamariki (Child, Youth and Family)

Māori children are overrepresented in Child, Youth and Family care services.



64%
of admissions to Care and Protection residences are Māori.

71%
of admissions to Youth Justice residences are Māori.



55%
of total children with emotional abuse findings are Māori.

53%
of total children with Neglect findings are Māori.

61%
of children in care are Māori.



44%
of total children who require Further Action Response (FAR) are Māori.

46%
of total children with Physical Abuse findings are Māori.

37%
of total children with Sexual Abuse findings are Māori.



Women's Refuge

Māori are high users of Women's Refuge support and services.

29%
of women using the Refuge Service are Māori.

39%
of children using the Refuge Service are Māori.



37%
of referrals to Refuge for support were for Māori (women and children).



Youth Survey

Māori students reported much greater exposure to violence than New Zealand European students.

Māori students were almost twice as likely as New Zealand European students to report witnessing adults hit children in their homes.

9%
17%

10%
4%

Māori students were twice as likely as New Zealand European students to report witnessing adults hitting other adults in their home.

Māori students were more likely to report having experienced sexual abuse or coercion than their New Zealand European counterparts.

12%
18%

Hospitalisation

Māori children have high rates of hospitalisation due to assault, neglect, and maltreatment.

Māori children have high rates of hospitalisation due to assault, neglect, and maltreatment.

26
Māori children per 100,000.

23
Pacific children per 100,000.

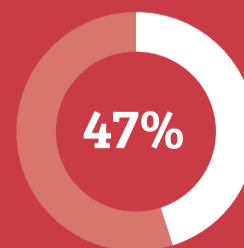
6
Asian/Indian children per 100,000.

11
European/Other children per 100,000.



Deaths

Almost a third of all family violence deaths in New Zealand are children, who have died as a result of abuse and neglect.



of all homicides in New Zealand are family related.

37
are child abuse and neglect deaths.

16
of the 37 who died from abuse and neglect between 2009 and 2012 were Māori children.



1. The unique offender population is the measure that counts individual offenders once in a given 12 month reference period regardless of how many times they may have been dealt with by police.
2. Serious offences here includes: Acts intended to cause injury, sexual assault and related offences and abduction, harassment and other related offences against a person.
3. The unique victim population is the measure that counts person/organisation once in a given 12 month reference period for each offence group in which they are recorded as being a victim of an offence, regardless of how many times they may have been victimised.

