

Māori Communities COVID-19 Fund – Phases 1, 2 & 3 – weekly update as at April 14 2022

Fund overview (Phases 1, 2 & 3)

\$160.05m Total fund size across three phases

\$115.29m Total approved by Ministers, Omicron Approval Panel and Regional Directors
 ↑ \$1.34m from last report
118 proposals with 157 contracts to date

▶ Of which:

\$104.34m Contracted with providers
 ↑ \$4.49m from last report
66 active contracts worth \$63.25m
66 completed contracts worth \$41.09m

25 approved proposals yet to have signed contracts worth \$10.95m

Phase 3 progress

\$5.31m Approved by Omicron Approval Panel (OAP) and Regional Directors
 ↑ \$1.34m from last report
25 proposals

▶ Of which:

\$3.08m 4 approved proposals valued at **\$0.20m - \$1.00m**

\$2.23m 21 approved proposals valued under **\$0.20m**

\$3.54m Funding currently under contract with providers
12 contracts

Phase 2 progress

\$39.39m Approved by Ministers
 No change from last report
47 proposals

▶ Of which:

\$30.21m Funding currently under contract with providers
 ↑ \$4.16m from last report
35 contracts

Phase 1 progress

\$70.58m Approved by Ministers and fully contracted
 No change from last report
46 proposals with 85 contracts (8 tranches)

▶ Of which:

\$65.47m Paid to providers
 ↑ \$1.50m from last report
85 contracts

Ministerial and Agency weekly decisions update


- Phase 3 Week 4: Twelve proposals were approved by Regional Director's worth \$1.34m.

MCCF Communications update

- Input provided into an OIA requesting information about how funds from the MCCF Omicron Phase are being allocated. This is part of a joint request also covering other Ministries and relates to the 22 February announcement.



Above: Raukawa Charitable Trust kaimahi assisting whānau at one of their drive through COVID-19 testing centres.
 Photo credit: Raukawa Charitable Trust Facebook



Above: Raukawa Charitable Trust celebrating the success of one of the Super Saturday vaccination events that they were involved in.
 Photo credit: Raukawa Charitable Trust Facebook

Provider Spotlight: Raukawa Charitable Trust – Phase 1

MCCF has contracted \$0.608m in funding to Raukawa Charitable Trust to assist with lifting vaccination rates for whānau in South Waikato until the end of May 2022.

Raukawa Charitable Trust is the social services arm of the South Waikato-based iwi – Raukawa. They have been providing health and social development initiatives throughout South Waikato since 1987. Their role during the COVID-19 pandemic has been critical to the wellbeing of whānau in their rohe.

Raukawa Charitable Trust lead a number of initiatives in the response to COVID-19 including; recruiting and upskilling a new vaccinator workforce made up of vaccinators, clinical leadership, kaimanaaki and advocates, as well as establishing a mobile team to reach those in the largely rural Raukawa rohe. They worked with primary health organisations where they have existing relationships, along with Tokoroa hospital to increase vaccination uptake amongst whānau Māori in their rohe. They also worked with other organisations such as Whānau Ora to deliver events designed to encourage vaccination.

So far the pūtea provided by the MCCF to Raukawa Charitable Trust has helped increase the vaccination rate for Māori in the Waikato DHB from 79% to 91.4% (first dose) and 64% to 88% (second dose). In addition to these results, Raukawa Charitable Trust report that this mahi has given their team the opportunity to experience the health and iwi welfare sector. Because of the experience gained through this mahi some team members have obtained other permanent employment and others are now seeking to undertake further study in the health sector.

Te Kotahi o Te Taihu – approved Phase 2 proposal

Ministers have approved this proposal worth \$0.441m to enable activities that will support whānau through COVID-19 within the Nelson Marlborough rohe.

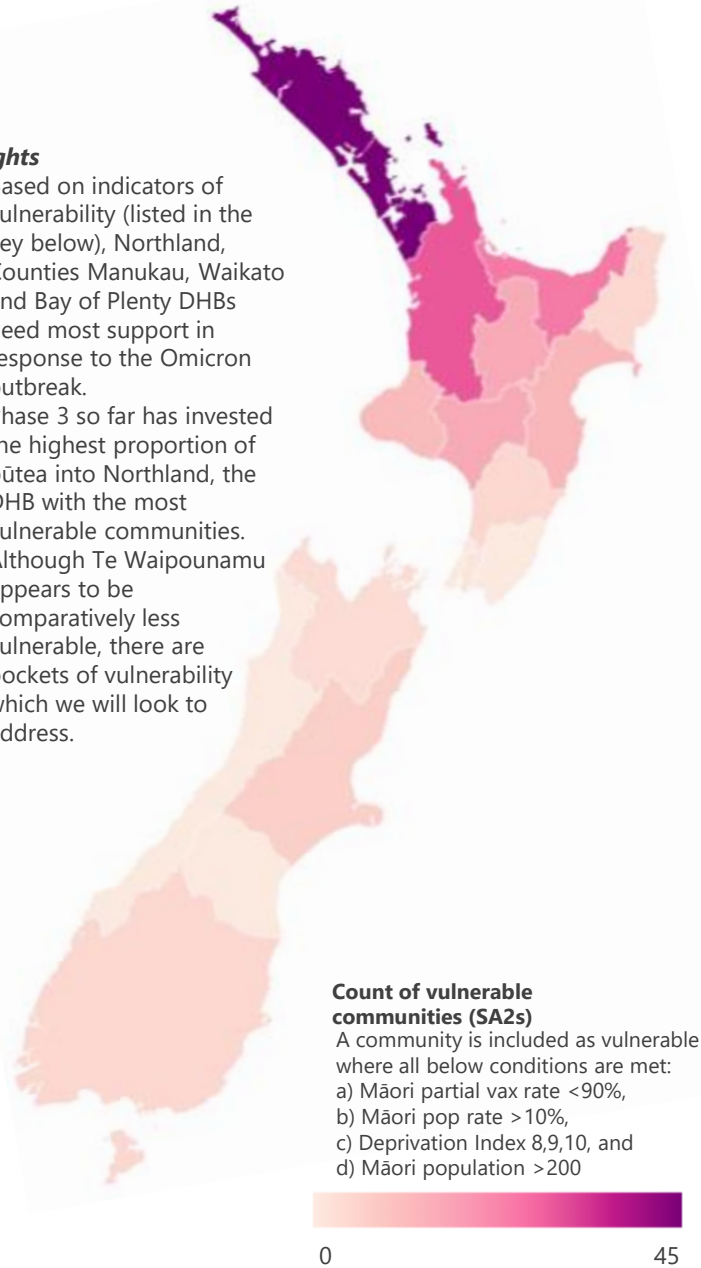
With the pūtea provided by MCCF, Te Kotahi o Te Taihu aim to reach the entire Māori population of Te Taihu including 300 whānau members who experience mental distress. They plan to provide 1,356 welfare packs to whānau who are in isolation; and will continue to support vaccination efforts by reaching up to 5000 people (one third of the population) with boosters. Te Kotahi o Taihu delivered a successful and highly visible MCCF Phase 1 vaccination programme and while the vaccination rates for Nelson Marlborough are high for all ethnicities (currently sitting at 95% fully vaccinated), there is still work to be done to bring up the vaccinations rates for Māori (sitting at only 88% fully vaccinated).

Māori Communities COVID-19 Fund – Phases 1, 2 & 3 – Vulnerability index and investment by DHB region

Vulnerable communities by DHB Area April 12th

Insights

- Based on indicators of vulnerability (listed in the key below), Northland, Counties Manukau, Waikato and Bay of Plenty DHBs need most support in response to the Omicron outbreak.
- Phase 3 so far has invested the highest proportion of pūtea into Northland, the DHB with the most vulnerable communities.
- Although Te Waipounamu appears to be comparatively less vulnerable, there are pockets of vulnerability which we will look to address.



Māori Vaccination Data and MCCF Summary Table

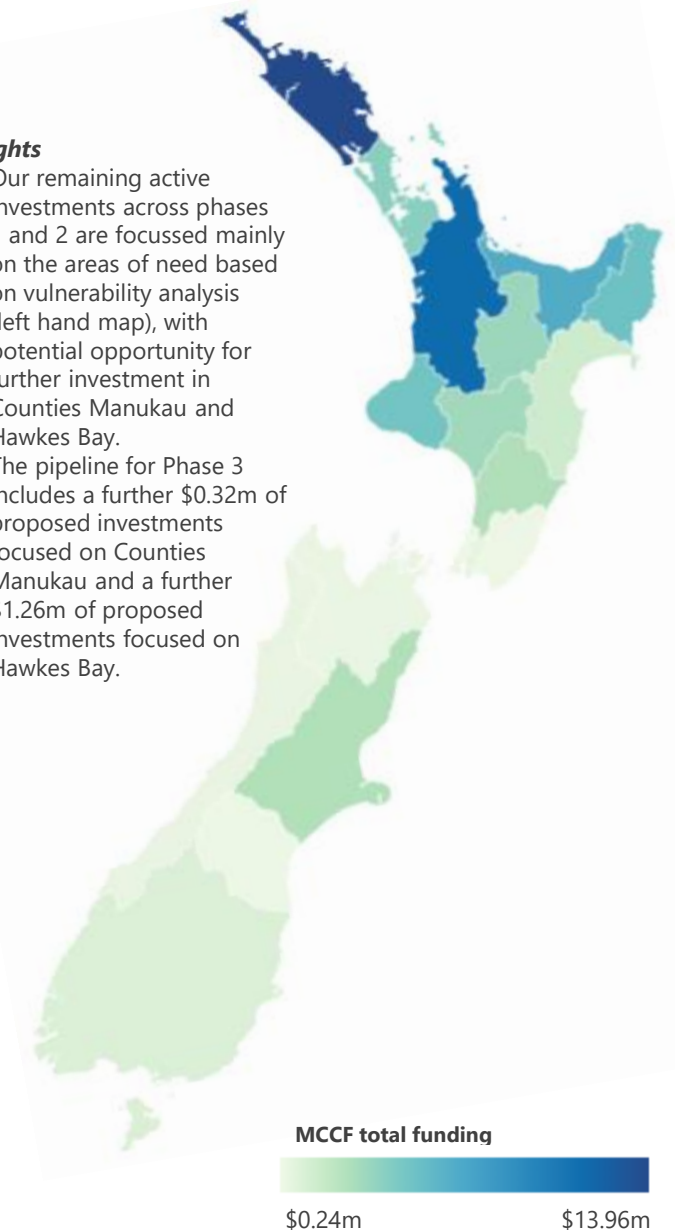
DHB Area	Dose 1 / Dose 2 %	Vulnerable communities coverage*	MCCF Phase 1 Investment \$m	MCCF Phase 2 Investment Approved \$m	MCCF Phase 3 Investment Approved \$m	Approved, not yet expired \$m
Northland	87% / 83%	45 of 45	8.17	8.50	3.08	13.96
Auckland Metro	92% / 89%	45 of 45	5.35	1.60	0.63	4.90
Waikato	91% / 88%	29 of 29	13.60	2.54	0.22	13.79
Lakes	90% / 87%	15 of 15	6.49	1.24	0.00	4.15
Bay of Plenty	88% / 84%	19 of 24	3.76	6.64	0.00	8.04
Tairāwhiti	91% / 87%	4 of 4	6.84	4.84	0.63	6.16
Taranaki	91% / 88%	11 of 11	4.31	2.88	0.00	5.85
Hawkes Bay	91% / 88%	12 of 12	2.51	1.36	0.37	1.73
MidCentral	95% / 92%	4 of 4	2.72	3.12	0.09	3.21
Whanganui	88% / 85%	15 of 15	2.84	1.00	0.00	3.84
Capital and Coast	96% / 94%	0 of 0	0.93	0.28	0.00	0.28
Hutt Valley	94% / 92%	1 of 1	0.52	0.00	0.00	0.00
Wairarapa	94% / 91%	0 of 0	0.43	0.04	0.20	0.24
Nelson Marlborough	91% / 88%	3 of 3	0.54	0.44	0.00	0.44
West Coast	90% / 88%	0 of 0	0.11	0.46	0.00	0.46
Canterbury	96% / 94%	6 of 6	0.99	3.15	0.00	3.15
South Canterbury	92% / 90%	0 of 0	0.09	0.27	0.00	0.27
Southern	95% / 92%	4 of 4	1.56	1.04	0.10	1.14
National Coverage	-	-	8.82	0.00	0.00	2.62
Total	91% / 88%	213 of 218	\$70.58m	\$39.39m	\$5.31m	\$74.20m

*this column indicates the number of vulnerable communities within each DHB area, and the number where MCCF investments are approved and not yet expired.

Approved, not yet expired MCCF investments by DHB Area April 12th

Insights

- Our remaining active investments across phases 1 and 2 are focussed mainly on the areas of need based on vulnerability analysis (left hand map), with potential opportunity for further investment in Counties Manukau and Hawkes Bay.
- The pipeline for Phase 3 includes a further \$0.32m of proposed investments focused on Counties Manukau and a further \$1.26m of proposed investments focused on Hawkes Bay.



Notes:

- 'Approved, not yet expired' investments include all approved investments yet to reach the contract end date
- Dollar figures are amounts approved or contracted through MCCF
- Auckland DHBs are aggregated
- Funding share for proposals covering multiple DHBs is based on vaccination rates, and should be considered an estimate
- Vaccination data = 12 April
- All vaccination rate data sourced from daily MOH updates
- 'Overseas / Unknown' included in total vaccination percentages

